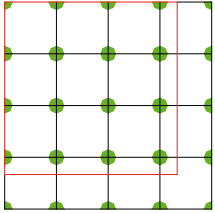
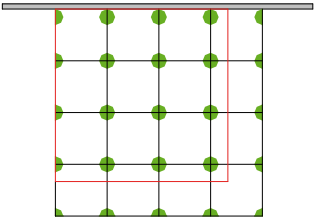
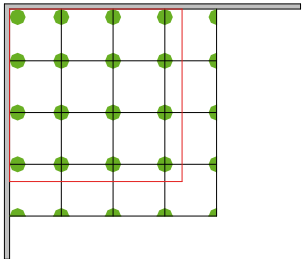
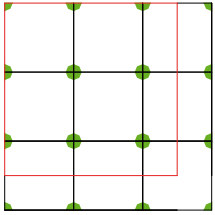
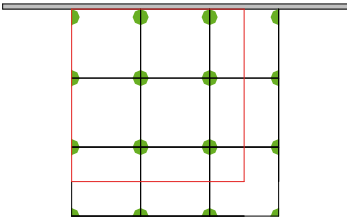
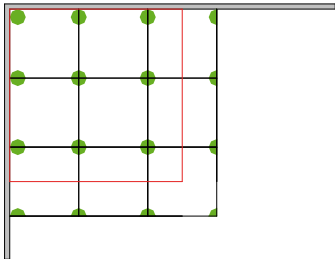


**FORMATO QUADRATO CON BASAMENTO POSATO SUGLI ANGOLI**  
**SQUARE SHAPED PAVER WITH SUPPORT PLACED ON THE CORNERS**  
**FORMATO CUADRADO CON SOPORTE COLOCADO EN LAS ESQUINAS**






**30 x 30 cm**

CENTRALI - CENTRAL - CENTRALES	PERIMETRALI - PERIMETRAL - PERIMETRALES	ANGOLARI - ANGULAR - ANGULARES
		
PZ/MQ 11,11	PZ/MQ 12,5	PZ/MQ 14,06

**40 x 40 cm**

CENTRALI - CENTRAL - CENTRALES	PERIMETRALI - PERIMETRAL - PERIMETRALES	ANGOLARI - ANGULAR - ANGULARES
		
PZ/MQ 6,25	PZ/MQ 7,29	PZ/MQ 8,51

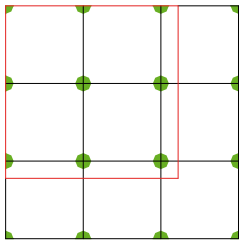
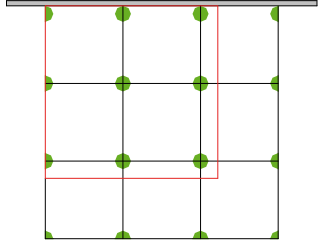
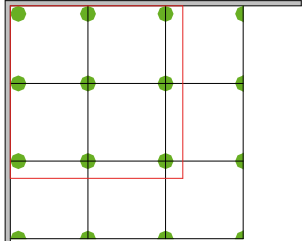
LEGENDA - LEGEND - LEGENDA

 1 mq 1 sq. m 1 mc	 Linea perimetrale Perimetral line Línea perimetral	 Linea d'angolo Corner line Línea de ángulo	 Basamento Support Soporte	 Piastra dimensioni variabili Slab with variable dimensions Losa de medidas variables
--	--	--	---	--

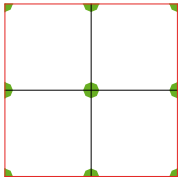
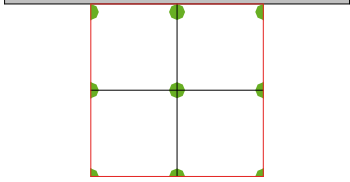
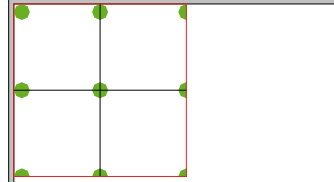
I quantitativi possono variare in funzione dell'area da pavimentare.  
 Quantities can varied based on the geometry of the area to be paved.  
 Las cantidades pueden variar de acuerdo con la zona que se deba solar.

**FORMATO QUADRATO CON BASAMENTO POSATO SUGLI ANGOLI**  
**SQUARE SHAPED PAVER WITH SUPPORT PLACED ON THE CORNERS**  
**FORMATO CUADRADO CON SOPORTE COLOCADO EN LAS ESQUINAS**




**45 x 45 cm**

CENTRALI - CENTRAL - CENTRALES	PERIMETRALI - PERIMETRAL - PERIMETRALES	ANGOLARI - ANGULAR - ANGULARES
		
PZ/MQ 4,94	PZ/MQ 5,76	PZ/MQ 6,72

**50 x 50 cm**

CENTRALI - CENTRAL - CENTRALES	PERIMETRALI - PERIMETRAL - PERIMETRALES	ANGOLARI - ANGULAR - ANGULARES
		
PZ/MQ 4	PZ/MQ 5	PZ/MQ 6,25

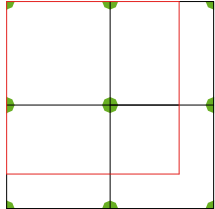
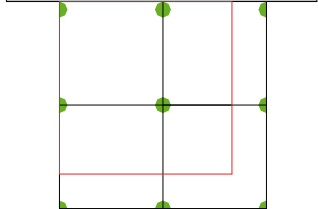
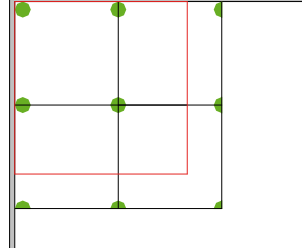
LEGENDA - LEGEND - LEGENDA

 1 mq 1 sq. m 1 mc	Linea perimetrale Perimetral line Línea perimetral	 Linea d'angolo Corner line Línea de ángulo	Basamento Support Soporte	 Piastra dimensioni variabili Slab with variable dimensions Losa de medidas variables
--	--	--	---	--

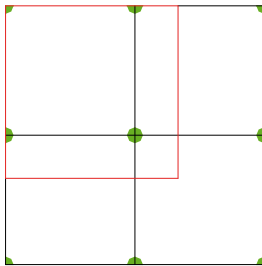
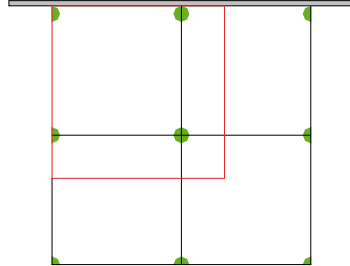
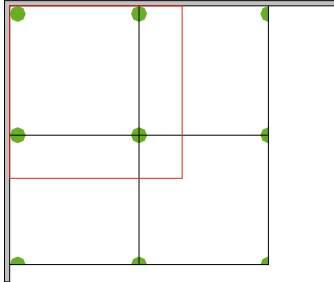
I quantitativi possono variare in funzione dell'area da pavimentare.  
 Quantities can varied based on the geometry of the area to be paved.  
 Las cantidades pueden variar de acuerdo con la zona que se deba solar.

**FORMATO QUADRATO CON BASAMENTO POSATO SUGLI ANGOLI**  
**SQUARE SHAPED PAVER WITH SUPPORT PLACED ON THE CORNERS**  
**FORMATO CUADRADO CON SOPORTE COLOCADO EN LAS ESQUINAS**






**60 x 60 cm**

CENTRALI - CENTRAL - CENTRALES	PERIMETRALI - PERIMETRAL - PERIMETRALES	ANGOLARI - ANGULAR - ANGULARES
		
PZ/MQ 2,78	PZ/MQ 3,47	PZ/MQ 4,34

**75 x 75 cm**

CENTRALI - CENTRAL - CENTRALES	PERIMETRALI - PERIMETRAL - PERIMETRALES	ANGOLARI - ANGULAR - ANGULARES
		
PZ/MQ 1,78	PZ/MQ 2,22	PZ/MQ 2,78

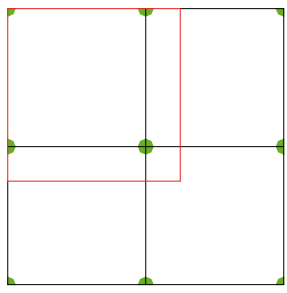
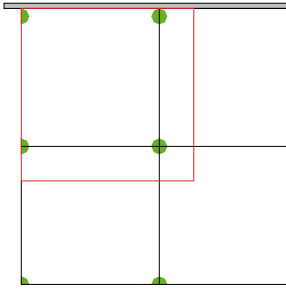
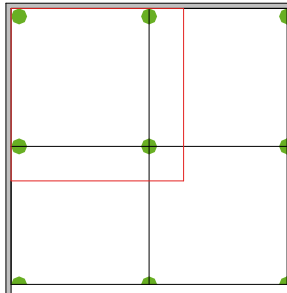
LEGENDA - LEGEND - LEGENDA

 1 mq 1 sq. m 1 mc	 Linea perimetrale Perimetral line Línea perimetral	 Linea d'angolo Corner line Línea de ángulo	 Basamento Support Soporte	 Piastra dimensioni variabili Slab with variable dimensions Losa de medidas variables
--	--	--	---	--

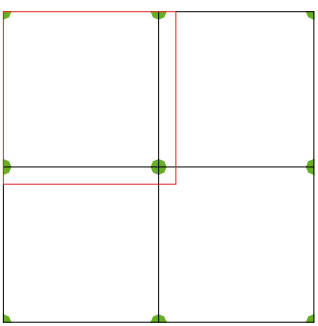
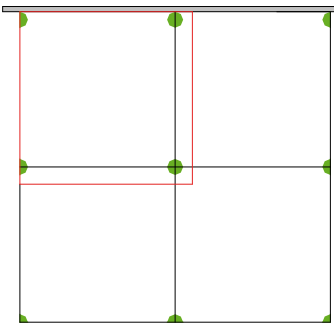
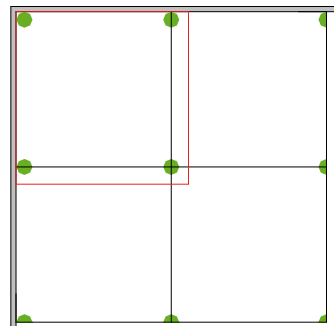
I quantitativi possono variare in funzione dell'area da pavimentare.  
 Quantities can varied based on the geometry of the area to be paved.  
 Las cantidades pueden variar de acuerdo con la zona que se deba solar.

**FORMATO QUADRATO CON BASAMENTO POSATO SUGLI ANGOLI**  
**SQUARE SHAPED PAVER WITH SUPPORT PLACED ON THE CORNERS**  
**FORMATO CUADRADO CON SOPORTE COLOCADO EN LAS ESQUINAS**






**80 x 80 cm**

CENTRALI - CENTRAL - CENTRALES	PERIMETRALI - PERIMETRAL - PERIMETRALES	ANGOLARI - ANGULAR - ANGULARES
		
PZ/MQ 1,56	PZ/MQ 1,95	PZ/MQ 2,44

**90 x 90 cm**

CENTRALI - CENTRAL - CENTRALES	PERIMETRALI - PERIMETRAL - PERIMETRALES	ANGOLARI - ANGULAR - ANGULARES
		
PZ/MQ 1,24	PZ/MQ 1,54	PZ/MQ 1,93

LEGENDA - LEGEND - LEGENDA



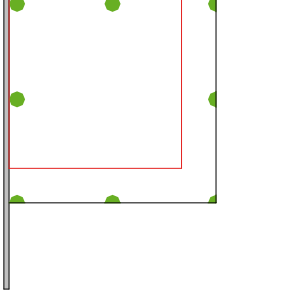
 1 mq 1 sq. m 1 mc	 Linea perimetrale Perimetral line Línea perimetral	 Linea d'angolo Corner line Línea de ángulo	 Basamento Support Soporte	 Piastra dimensioni variabili Slab with variable dimensions Losa de medidas variables
--	--	--	---	--

I quantitativi possono variare in funzione dell'area da pavimentare.  
 Quantities can varied based on the geometry of the area to be paved.  
 Las cantidades pueden variar de acuerdo con la zona que se deba solar.






QUANTITATIVO FABBISOGNO A MQ. BASAMENTI REGOLABILI - QUANTITY OF ADJUSTABLE SUPPORTS REQUIRED PER M<sup>2</sup> - CANTIDAD NECESARIA DE SOPORTES REGULABLES POR M<sup>2</sup>

**FORMATO QUADRATO CON BASAMENTO POSATO SUGLI ANGOLI**  
**SQUARE SHAPED PAVER WITH SUPPORT PLACED ON THE CORNERS**  
**FORMATO CUADRADO CON SOPORTE COLOCADO EN LAS ESQUINAS**

**120 x 120 cm**

CENTRALI - CENTRAL - CENTRALES	PERIMETRALI - PERIMETRAL - PERIMETRALES	ANGOLARI - ANGULAR - ANGULARES
		
PZ/MQ 2,08	PZ/MQ 2,78	PZ/MQ 3,65

LEGENDA - LEGEND - LEGENDA

 1 mq 1 sq. m 1 mc	 Linea perimetrale Perimetral line Línea perimetral	 Linea d'angolo Corner line Línea de ángulo	 Basamento Support Soporte	 Piastra dimensioni variabili Slab with variable dimensions Losa de medidas variables
--	--	--	---	--

I quantitativi possono variare in funzione dell'area da pavimentare.  
 Quantities can varied based on the geometry of the area to be paved.  
 Las cantidades pueden variar de acuerdo con la zona que se deba solar.

**FORMATO QUADRATO CON BASAMENTO POSATO SUGLI ANGOLI E CENTRALE**  
**SQUARE SHAPED PAVER WITH SUPPORT PLACED CENTRAL AND ON THE CORNERS**  
**FORMATO CUADRADO CON SOPORTE COLOCADO EN LAS ESQUINAS Y CENTRAL**

**30 x 30 cm**

CENTRALI - CENTRAL - CENTRALES	PERIMETRALI - PERIMETRAL - PERIMETRALES	ANGOLARI - ANGULAR - ANGULARES
PZ/MQ 22,22	PZ/MQ 23,61	PZ/MQ 25,17

**40 x 40 cm**

CENTRALI - CENTRAL - CENTRALES	PERIMETRALI - PERIMETRAL - PERIMETRALES	ANGOLARI - ANGULAR - ANGULARES
PZ/MQ 12,5	PZ/MQ 13,54	PZ/MQ 14,76

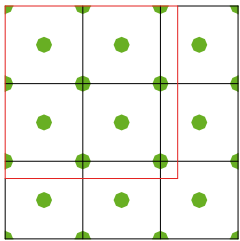
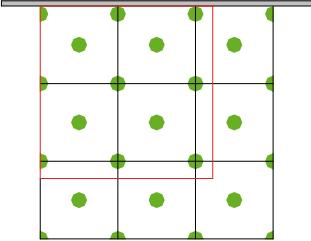
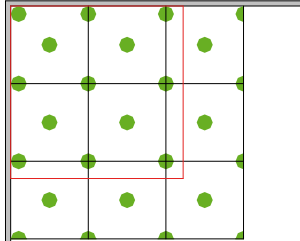
LEGENDA - LEGEND - LEGENDA

1 mq 1 sq. m 1 mc	Linea perimetrale Perimetral line Línea perimetral	Linea d'angolo Corner line Línea de ángulo	Basamento Support Soporte	Piastra dimensioni variabili Slab with variable dimensions Losa de medidas variables
-------------------------	--	--	---------------------------------	--

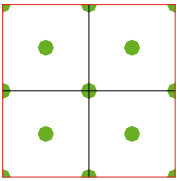
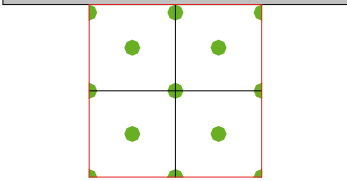
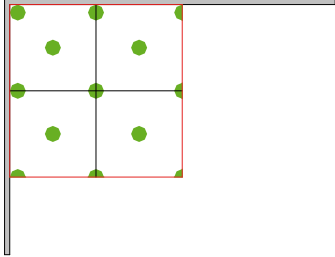
I quantitativi possono variare in funzione dell'area da pavimentare.  
 Quantities can varied based on the geometry of the area to be paved.  
 Las cantidades pueden variar de acuerdo con la zona que se deba solar.

**FORMATO QUADRATO CON BASAMENTO POSATO SUGLI ANGOLI E CENTRALE**  
**SQUARE SHAPED PAVER WITH SUPPORT PLACED CENTRAL AND ON THE CORNERS**  
**FORMATO CUADRADO CON SOPORTE COLOCADO EN LAS ESQUINAS Y CENTRAL**



**45 x 45 cm**

CENTRALI - CENTRAL - CENTRALES	PERIMETRALI - PERIMETRAL - PERIMETRALES	ANGOLARI - ANGULAR - ANGULARES
		
PZ/MQ 9,88	PZ/MQ 10,7	PZ/MQ 11,66

**50 x 50 cm**

CENTRALI - CENTRAL - CENTRALES	PERIMETRALI - PERIMETRAL - PERIMETRALES	ANGOLARI - ANGULAR - ANGULARES
		
PZ/MQ 8	PZ/MQ 9	PZ/MQ 10,25

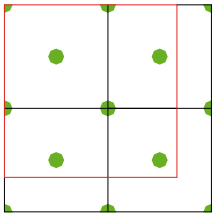
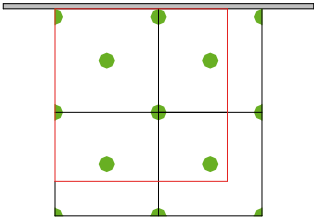
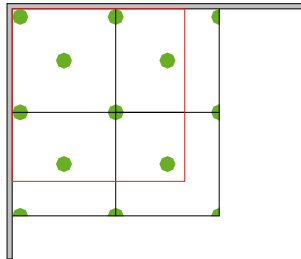
LEGENDA - LEGEND - LEGENDA

 1 mq 1 sq. m 1 mc	Linea perimetrale Perimetral line Línea perimetral	Linea d'angolo Corner line Línea de ángulo	Basamento Support Soporte	 Piastra dimensioni variabili Slab with variable dimensions Losa de medidas variables
--	--	--	---	--

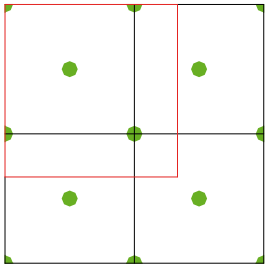
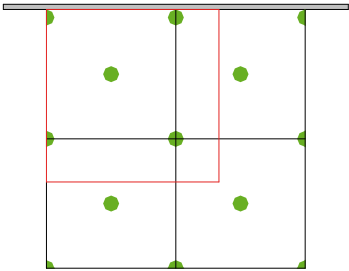
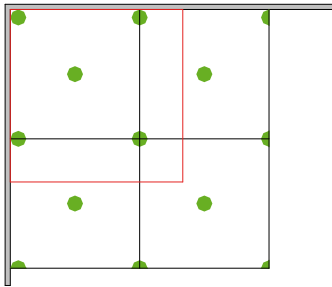
I quantitativi possono variare in funzione dell'area da pavimentare.  
 Quantities can varied based on the geometry of the area to be paved.  
 Las cantidades pueden variar de acuerdo con la zona que se deba solar.

**FORMATO QUADRATO CON BASAMENTO POSATO SUGLI ANGOLI E CENTRALE**  
**SQUARE SHAPED PAVER WITH SUPPORT PLACED CENTRAL AND ON THE CORNERS**  
**FORMATO CUADRADO CON SOPORTE COLOCADO EN LAS ESQUINAS Y CENTRAL**






**60 x 60 cm**

CENTRALI - CENTRAL - CENTRALES	PERIMETRALI - PERIMETRAL - PERIMETRALES	ANGOLARI - ANGULAR - ANGULARES
		
PZ/MQ 5,55	PZ/MQ 6,25	PZ/MQ 7,12

**75 x 75 cm**

CENTRALI - CENTRAL - CENTRALES	PERIMETRALI - PERIMETRAL - PERIMETRALES	ANGOLARI - ANGULAR - ANGULARES
		
PZ/MQ 3,56	PZ/MQ 4	PZ/MQ 4,56

LEGENDA - LEGEND - LEGENDA

 1 mq 1 sq. m 1 mc	 Linea perimetrale Perimetral line Línea perimetral	 Linea d'angolo Corner line Línea de ángulo	 Basamento Support Soporte	 Piastra dimensioni variabili Slab with variable dimensions Losa de medidas variables
--	--	--	---	--

I quantitativi possono variare in funzione dell'area da pavimentare.  
 Quantities can varied based on the geometry of the area to be paved.  
 Las cantidades pueden variar de acuerdo con la zona que se deba solar.



**FORMATO QUADRATO CON BASAMENTO POSATO SUGLI ANGOLI E CENTRALE**  
**SQUARE SHAPED PAVER WITH SUPPORT PLACED CENTRAL AND ON THE CORNERS**  
**FORMATO CUADRADO CON SOPORTE COLOCADO EN LAS ESQUINAS Y CENTRAL**

**80 x 80 cm**

CENTRALI - CENTRAL - CENTRALES	PERIMETRALI - PERIMETRAL - PERIMETRALES	ANGOLARI - ANGULAR - ANGULARES
PZ/MQ 3,13	PZ/MQ 3,52	PZ/MQ 4

**90 x 90 cm**

CENTRALI - CENTRAL - CENTRALES	PERIMETRALI - PERIMETRAL - PERIMETRALES	ANGOLARI - ANGULAR - ANGULARES
PZ/MQ 2,47	PZ/MQ 2,78	PZ/MQ 3,16

LEGENDA - LEGEND - LEGENDA

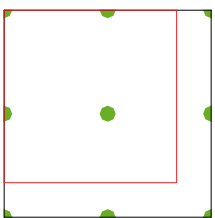
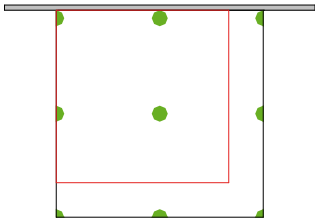
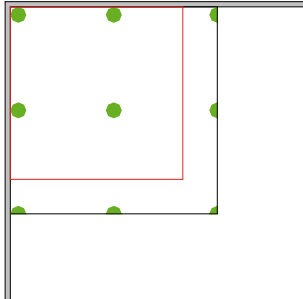
1 mq 1 sq. m 1 mc	Linea perimetrale Perimetral line Línea perimetral	Linea d'angolo Corner line Línea de ángulo	Basamento Support Soporte	Piastra dimensioni variabili Slab with variable dimensions Losa de medidas variables
-------------------------	--	--	---------------------------------	--

I quantitativi possono variare in funzione dell'area da pavimentare.  
 Quantities can varied based on the geometry of the area to be paved.  
 Las cantidades pueden variar de acuerdo con la zona que se deba solar.




QUANTITATIVO FABBISOGNO A MQ. BASAMENTI REGOLABILI - QUANTITY OF ADJUSTABLE SUPPORTS REQUIRED PER M<sup>2</sup> - CANTIDAD NECESARIA DE SOPORTES REGULABLES POR M<sup>2</sup>

**FORMATO QUADRATO CON BASAMENTO POSATO SUGLI ANGOLI E CENTRALE**  
**SQUARE SHAPED PAVER WITH SUPPORT PLACED CENTRAL AND ON THE CORNERS**  
**FORMATO CUADRADO CON SOPORTE COLOCADO EN LAS ESQUINAS Y CENTRAL**

**120 x 120 cm**

CENTRALI - CENTRAL - CENTRALES	PERIMETRALI - PERIMETRAL - PERIMETRALES	ANGOLARI - ANGULAR - ANGULARES
		
PZ/MQ 2,78	PZ/MQ 3,47	PZ/MQ 4,34

LEGENDA - LEGEND - LEGENDA

 1 mq 1 sq. m 1 mc	Linea perimetrale Perimetral line Línea perimetral	 Linea d'angolo Corner line Línea de ángulo	Basamento Support Soporte	 Piastra dimensioni variabili Slab with variable dimensions Losa de medidas variables
--	--	--	---	--

I quantitativi possono variare in funzione dell'area da pavimentare.  
 Quantities can varied based on the geometry of the area to be paved.  
 Las cantidades pueden variar de acuerdo con la zona que se deba solar.

QUANTITATIVO FABBISOGNO A MQ. BASAMENTI REGOLABILI - QUANTITY OF ADJUSTABLE SUPPORTS REQUIRED PER M<sup>2</sup> - CANTIDAD NECESARIA DE SOPORTES REGULABLES POR M<sup>2</sup>

**FORMATO RETTANGOLARE POSA APPAIATA CON BASAMENTO POSATO SUGLI ANGOLI**  
**RECTANGULAR SHAPED PAVER - PAIRED LAYING - WITH SUPPORT PLACED ON THE CORNERS**  
**FORMATO RECTANGULAR COLOCACIÓN JUNTA CORRIDA CON SOPORTE COLOCADO EN LAS ESQUINAS**

**30 x 35 cm**

CENTRALI - CENTRAL - CENTRALES	PERIMETRALI - PERIMETRAL - PERIMETRALES	ANGOLARI - ANGULAR - ANGULARES
PZ/MQ 9,52	PZ/MQ 10,71	PZ/MQ 12,5

**35 x 40 cm**

CENTRALI - CENTRAL - CENTRALES	PERIMETRALI - PERIMETRAL - PERIMETRALES	ANGOLARI - ANGULAR - ANGULARES
PZ/MQ 7,14	PZ/MQ 8,33	PZ/MQ 9,72

LEGENDA - LEGEND - LEGENDA

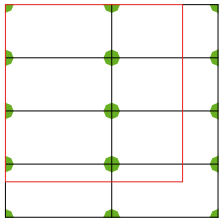
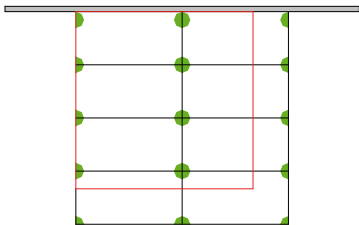
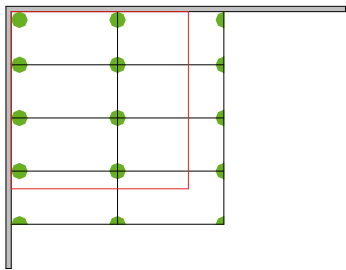
1 mq 1 sq. m 1 mc	Linea perimetrale Perimetral line Línea perimetral	Linea d'angolo Corner line Línea de ángulo	Basamento Support Soporte	Piastra dimensioni variabili Slab with variable dimensions Losas de medidas variables
-------------------------	--	--	---------------------------------	---

I quantitativi possono variare in funzione dell'area da pavimentare.  
 Quantities can varied based on the geometry of the area to be paved.  
 Las cantidades pueden variar de acuerdo con la zona que se deba solar.

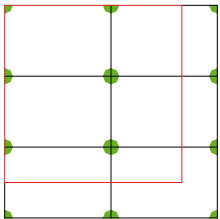
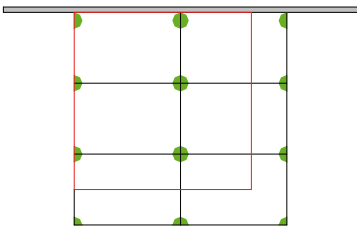
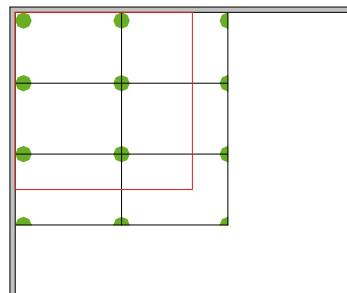
QUANTITATIVO FABBISOGNO A MQ. BASAMENTI REGOLABILI - QUANTITY OF ADJUSTABLE SUPPORTS REQUIRED PER M<sup>2</sup> - CANTIDAD NECESARIA DE SOPORTES REGULABLES POR M<sup>2</sup>

**FORMATO RETTANGOLARE POSA APPAIATA CON BASAMENTO POSATO SUGLI ANGOLI**  
**RECTANGULAR SHAPED PAVER - PAIRED LAYING - WITH SUPPORT PLACED ON THE CORNERS**  
**FORMATO RECTANGULAR COLOCACIÓN JUNTA CORRIDA CON SOPORTE COLOCADO EN LAS ESQUINAS**




**30 x 60 cm**

CENTRALI - CENTRAL - CENTRALES	PERIMETRALI - PERIMETRAL - PERIMETRALES	ANGOLARI - ANGULAR - ANGULARES
		
PZ/MQ 5,56	PZ/MQ 6,25	PZ/MQ 7,81

**40 x 60 cm**

CENTRALI - CENTRAL - CENTRALES	PERIMETRALI - PERIMETRAL - PERIMETRALES	ANGOLARI - ANGULAR - ANGULARES
		
PZ/MQ 4,17	PZ/MQ 4,86	PZ/MQ 6,08

LEGENDA - LEGEND - LEGENDA

 1 mq 1 sq. m 1 mc	Linea perimetrale Perimetral line Línea perimetral	 Linea d'angolo Corner line Línea de ángulo	Basamento Support Soporte	 Piastra dimensioni variabili Slab with variable dimensions Losa de medidas variables
--	--	--	---	--

I quantitativi possono variare in funzione dell'area da pavimentare.  
 Quantities can varied based on the geometry of the area to be paved.  
 Las cantidades pueden variar de acuerdo con la zona que se deba solar.

QUANTITATIVO FABBISOGNO A MQ. BASAMENTI REGOLABILI - QUANTITY OF ADJUSTABLE SUPPORTS REQUIRED PER M<sup>2</sup> - CANTIDAD NECESARIA DE SOPORTES REGULABLES POR M<sup>2</sup>

**FORMATO RETTANGOLARE POSA APPAIATA CON BASAMENTO POSATO SUGLI ANGOLI**  
**RECTANGULAR SHAPED PAVER - PAIRED LAYING - WITH SUPPORT PLACED ON THE CORNERS**  
**FORMATO RECTANGULAR COLOCACIÓN JUNTA CORRIDA CON SOPORTE COLOCADO EN LAS ESQUINAS**

**40 x 80 cm**

CENTRALI - CENTRAL - CENTRALES	PERIMETRALI - PERIMETRAL - PERIMETRALES	ANGOLARI - ANGULAR - ANGULARES
PZ/MQ 3,13	PZ/MQ 3,65	PZ/MQ 4,56

**30 x 90 cm**

CENTRALI - CENTRAL - CENTRALES	PERIMETRALI - PERIMETRAL - PERIMETRALES	ANGOLARI - ANGULAR - ANGULARES
PZ/MQ 3,7	PZ/MQ 4,17	PZ/MQ 5,21

LEGENDA - LEGEND - LEGENDA

1 mq 1 sq. m 1 mc	Linea perimetrale Perimetral line Línea perimetral	Linea d'angolo Corner line Línea de ángulo	Basamento Support Soporte	Piastra dimensioni variabili Slab with variable dimensions Losas de medidas variables
-------------------------	--	--	---------------------------------	---

I quantitativi possono variare in funzione dell'area da pavimentare.  
 Quantities can varied based on the geometry of the area to be paved.  
 Las cantidades pueden variar de acuerdo con la zona que se deba solar.

QUANTITATIVO FABBISOGNO A MQ. BASAMENTI REGOLABILI - QUANTITY OF ADJUSTABLE SUPPORTS REQUIRED PER M<sup>2</sup> - CANTIDAD NECESARIA DE SOPORTES REGULABLES POR M<sup>2</sup>

**FORMATO RETTANGOLARE POSA APPAIATA CON BASAMENTO POSATO SUGLI ANGOLI**  
**RECTANGULAR SHAPED PAVER - PAIRED LAYING - WITH SUPPORT PLACED ON THE CORNERS**  
**FORMATO RECTANGULAR COLOCACIÓN JUNTA CORRIDA CON SOPORTE COLOCADO EN LAS ESQUINAS**

**40 x 90 cm**

CENTRALI - CENTRAL - CENTRALES	PERIMETRALI - PERIMETRAL - PERIMETRALES	ANGOLARI - ANGULAR - ANGULARES
PZ/MQ 2,78	PZ/MQ 3,24	PZ/MQ 4,05

**45 x 90 cm**

CENTRALI - CENTRAL - CENTRALES	PERIMETRALI - PERIMETRAL - PERIMETRALES	ANGOLARI - ANGULAR - ANGULARES
PZ/MQ 2,47	PZ/MQ 2,88	PZ/MQ 3,6

LEGENDA - LEGEND - LEGENDA

1 mq 1 sq. m 1 mc	Linea perimetrale Perimetral line Línea perimetral	Linea d'angolo Corner line Línea de ángulo	Basamento Support Soporte	Piastra dimensioni variabili Slab with variable dimensions Losas de medidas variables
-------------------------	--	--	---------------------------------	---

I quantitativi possono variare in funzione dell'area da pavimentare.  
 Quantities can varied based on the geometry of the area to be paved.  
 Las cantidades pueden variar de acuerdo con la zona que se deba solar.

QUANTITATIVO FABBISOGNO A MQ. BASAMENTI REGOLABILI - QUANTITY OF ADJUSTABLE SUPPORTS REQUIRED PER M<sup>2</sup> - CANTIDAD NECESARIA DE SOPORTES REGULABLES POR M<sup>2</sup>

**FORMATO RETTANGOLARE POSA APPAIATA CON BASAMENTO POSATO SUGLI ANGOLI**  
**RECTANGULAR SHAPED PAVER - PAIRED LAYING - WITH SUPPORT PLACED ON THE CORNERS**  
**FORMATO RECTANGULAR COLOCACIÓN JUNTA CORRIDA CON SOPORTE COLOCADO EN LAS ESQUINAS**

**60 x 90 cm**

CENTRALI - CENTRAL - CENTRALES	PERIMETRALI - PERIMETRAL - PERIMETRALES	ANGOLARI - ANGULAR - ANGULARES
PZ/MQ 1,85	PZ/MQ 2,31	PZ/MQ 2,89

**20 x 120 cm**

CENTRALI - CENTRAL - CENTRALES	PERIMETRALI - PERIMETRAL - PERIMETRALES	ANGOLARI - ANGULAR - ANGULARES
PZ/MQ 8,33	PZ/MQ 9,13	PZ/MQ 11,28

LEGENDA - LEGEND - LEGENDA

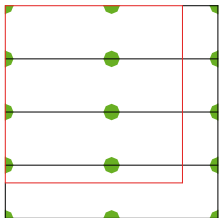
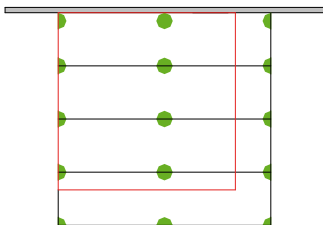
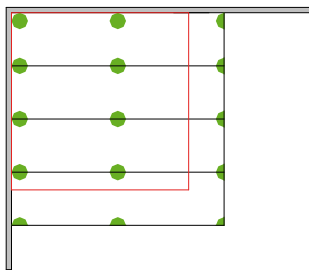
1 mq 1 sq. m 1 mc	Linea perimetrale Perimetral line Línea perimetral	Linea d'angolo Corner line Línea de ángulo	Basamento Support Soporte	Piastra dimensioni variabili Slab with variable dimensions Losas de medidas variables
-------------------------	--	--	---------------------------------	---

I quantitativi possono variare in funzione dell'area da pavimentare.  
 Quantities can varied based on the geometry of the area to be paved.  
 Las cantidades pueden variar de acuerdo con la zona que se deba solar.

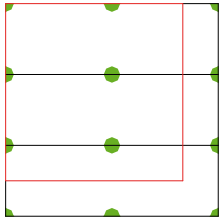
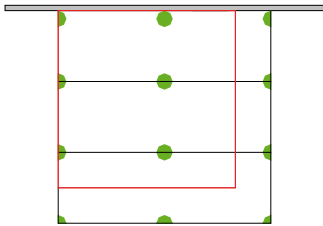
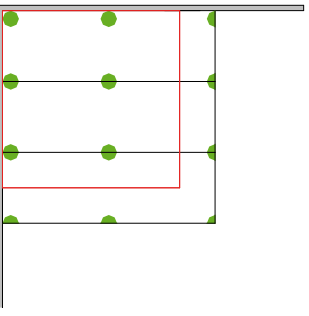
QUANTITATIVO FABBISOGNO A MQ. BASAMENTI REGOLABILI - QUANTITY OF ADJUSTABLE SUPPORTS REQUIRED PER M<sup>2</sup> - CANTIDAD NECESARIA DE SOPORTES REGULABLES POR M<sup>2</sup>

**FORMATO RETTANGOLARE POSA APPAIATA CON BASAMENTO POSATO SUGLI ANGOLI**  
**RECTANGULAR SHAPED PAVER - PAIRED LAYING - WITH SUPPORT PLACED ON THE CORNERS**  
**FORMATO RECTANGULAR COLOCACIÓN JUNTA CORRIDA CON SOPORTE COLOCADO EN LAS ESQUINAS**





**30 x 120 cm**

CENTRALI - CENTRAL - CENTRALES	PERIMETRALI - PERIMETRAL - PERIMETRALES	ANGOLARI - ANGULAR - ANGULARES
		
PZ/MQ 5,56	PZ/MQ 6,25	PZ/MQ 7,81

**40 x 120 cm**

CENTRALI - CENTRAL - CENTRALES	PERIMETRALI - PERIMETRAL - PERIMETRALES	ANGOLARI - ANGULAR - ANGULARES
		
PZ/MQ 4,17	PZ/MQ 4,86	PZ/MQ 6,08

LEGENDA - LEGEND - LEGENDA

 1 mq 1 sq. m 1 mc	Linea perimetrale Perimetral line Línea perimetral	 Linea d'angolo Corner line Línea de ángulo	 Basamento Support Soporte	 Piastra dimensioni variabili Slab with variable dimensions Losa de medidas variables
--	--	--	---	--

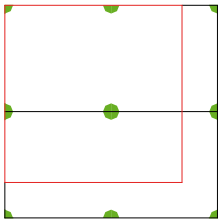
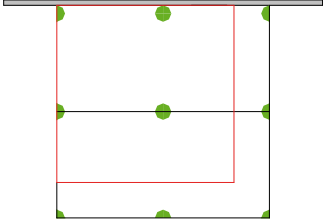
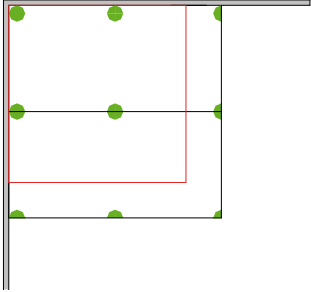
I quantitativi possono variare in funzione dell'area da pavimentare.  
 Quantities can varied based on the geometry of the area to be paved.  
 Las cantidades pueden variar de acuerdo con la zona que se deba solar.



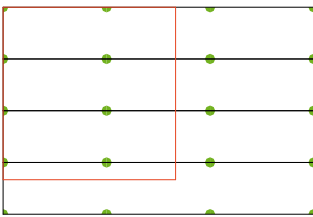
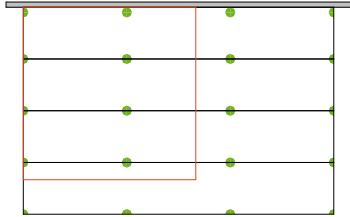
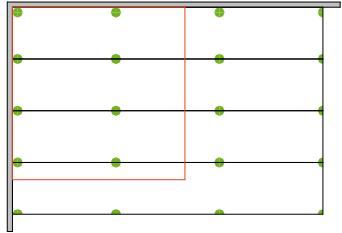
QUANTITATIVO FABBISOGNO A MQ. BASAMENTI REGOLABILI - QUANTITY OF ADJUSTABLE SUPPORTS REQUIRED PER M<sup>2</sup> - CANTIDAD NECESARIA DE SOPORTES REGULABLES POR M<sup>2</sup>

**FORMATO RETTANGOLARE POSA APPAIATA CON BASAMENTO POSATO SUGLI ANGOLI**  
**RECTANGULAR SHAPED PAVER - PAIRED LAYING - WITH SUPPORT PLACED ON THE CORNERS**  
**FORMATO RECTANGULAR COLOCACIÓN JUNTA CORRIDA CON SOPORTE COLOCADO EN LAS ESQUINAS**






**60 x 120 cm**

CENTRALI - CENTRAL - CENTRALES	PERIMETRALI - PERIMETRAL - PERIMETRALES	ANGOLARI - ANGULAR - ANGULARES
		
PZ/MQ 2,78	PZ/MQ 3,47	PZ/MQ 4,34

**30 x 180 cm**

CENTRALI - CENTRAL - CENTRALES	PERIMETRALI - PERIMETRAL - PERIMETRALES	ANGOLARI - ANGULAR - ANGULARES
		
PZ/MQ 5,56	PZ/MQ 6,25	PZ/MQ 7,29

LEGENDA - LEGEND - LEGENDA

 1 mq 1 sq. m 1 mc	 Linea perimetrale Perimetral line Línea perimetral	 Linea d'angolo Corner line Línea de ángulo	 Basamento Support Soporte	 Piastra dimensioni variabili Slab with variable dimensions Losa de medidas variables
--	--	--	---	--

I quantitativi possono variare in funzione dell'area da pavimentare.  
 Quantities can varied based on the geometry of the area to be paved.  
 Las cantidades pueden variar de acuerdo con la zona que se deba solar.

QUANTITATIVO FABBISOGNO A MQ. BASAMENTI REGOLABILI - QUANTITY OF ADJUSTABLE SUPPORTS REQUIRED PER M<sup>2</sup> - CANTIDAD NECESARIA DE SOPORTES REGULABLES POR M<sup>2</sup>

**FORMATO RETTANGOLARE POSA APPAIATA CON BASAMENTO POSATO SUGLI ANGOLI**  
**RECTANGULAR SHAPED PAVER - PAIRED LAYING - WITH SUPPORT PLACED ON THE CORNERS**  
**FORMATO RECTANGULAR COLOCACIÓN JUNTA CORRIDA CON SOPORTE COLOCADO EN LAS ESQUINAS**

**40 x 180 cm**

CENTRALI - CENTRAL - CENTRALES	PERIMETRALI - PERIMETRAL - PERIMETRALES	ANGOLARI - ANGULAR - ANGULARES
PZ/MQ 4,17	PZ/MQ 4,86	PZ/MQ 5,67

LEGENDA - LEGEND - LEGENDA

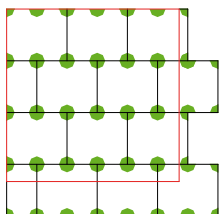
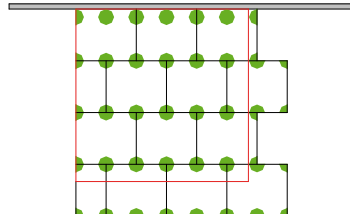
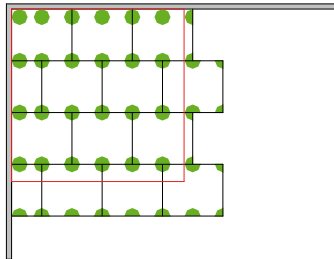
	1 mq 1 sq. m 1 mc		Linea perimetrale Perimetral line Línea perimetral		Linea d'angolo Corner line Línea de ángulo		Basamento Support Soporte		Piastra dimensioni variabili Slab with variable dimensions Losas de medidas variables
--	-------------------------	--	--	--	--	--	---------------------------------	--	---

I quantitativi possono variare in funzione dell'area da pavimentare.  
 Quantities can varied based on the geometry of the area to be paved.  
 Las cantidades pueden variar de acuerdo con la zona que se deba solar.

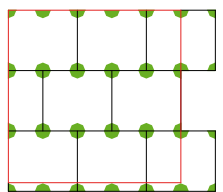
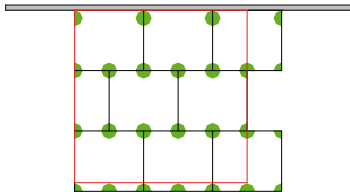
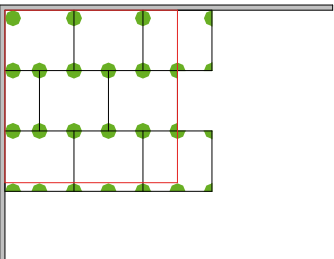
QUANTITATIVO FABBISOGNO A MQ. BASAMENTI REGOLABILI - QUANTITY OF ADJUSTABLE SUPPORTS REQUIRED PER M<sup>2</sup> - CANTIDAD NECESARIA DE SOPORTES REGULABLES POR M<sup>2</sup>

**FORMATO RETTANGOLARE POSA SFALSATA CON BASAMENTO POSATO SUGLI ANGOLI**  
**RECTANGULAR SHAPED PAVER - NOT ALIGNED LAYING - WITH SUPPORT PLACED ON THE CORNERS**  
**FORMATO RECTANGULAR COLOCACIÓN A ROMPE JUNTAS CON SOPORTE COLOCADO EN LAS ESQUINAS**






**30 x 35 cm**

CENTRALI - CENTRAL - CENTRALES	PERIMETRALI - PERIMETRAL - PERIMETRALES	ANGOLARI - ANGULAR - ANGULARES
		
PZ/MQ <b>19,05</b>	PZ/MQ <b>21,43</b>	PZ/MQ <b>22,96</b>

**35 x 40 cm**

CENTRALI - CENTRAL - CENTRALES	PERIMETRALI - PERIMETRAL - PERIMETRALES	ANGOLARI - ANGULAR - ANGULARES
		
PZ/MQ <b>14,29</b>	PZ/MQ <b>16,67</b>	PZ/MQ <b>18,06</b>

LEGENDA - LEGEND - LEGENDA

 1 mq 1 sq. m 1 mc	 Linea perimetrale Perimetral line Línea perimetral	 Linea d'angolo Corner line Línea de ángulo	 Basamento Support Soporte	 Piastra dimensioni variabili Slab with variable dimensions Losa de medidas variables
--	--	--	---	--

I quantitativi possono variare in funzione dell'area da pavimentare.  
 Quantities can varied based on the geometry of the area to be paved.  
 Las cantidades pueden variar de acuerdo con la zona que se deba solar.

QUANTITATIVO FABBISOGNO A MQ. BASAMENTI REGOLABILI - QUANTITY OF ADJUSTABLE SUPPORTS REQUIRED PER M<sup>2</sup> - CANTIDAD NECESARIA DE SOPORTES REGULABLES POR M<sup>2</sup>

**FORMATO RETTANGOLARE POSA SFALSATA CON BASAMENTO POSATO SUGLI ANGOLI**  
**RECTANGULAR SHAPED PAVER - NOT ALIGNED LAYING - WITH SUPPORT PLACED ON THE CORNERS**  
**FORMATO RECTANGULAR COLOCACIÓN A ROMPE JUNTAS CON SOPORTE COLOCADO EN LAS ESQUINAS**

**30 x 60 cm**

CENTRALI - CENTRAL - CENTRALES	PERIMETRALI - PERIMETRAL - PERIMETRALES	ANGOLARI - ANGULAR - ANGULARES
PZ/MQ 11,11	PZ/MQ 12,50	PZ/MQ 13,75

**40 x 60 cm**

CENTRALI - CENTRAL - CENTRALES	PERIMETRALI - PERIMETRAL - PERIMETRALES	ANGOLARI - ANGULAR - ANGULARES
PZ/MQ 8,33	PZ/MQ 9,72	PZ/MQ 10,69

LEGENDA - LEGEND - LEGENDA

1 mq 1 sq. m 1 mc	Linea perimetrale Perimetral line Línea perimetral	Linea d'angolo Corner line Línea de ángulo	Basamento Support Soporte	Piastra dimensioni variabili Slab with variable dimensions Losa de medidas variables
-------------------------	--	--	---------------------------------	--

I quantitativi possono variare in funzione dell'area da pavimentare.  
 Quantities can varied based on the geometry of the area to be paved.  
 Las cantidades pueden variar de acuerdo con la zona que se deba solar.

QUANTITATIVO FABBISOGNO A MQ. BASAMENTI REGOLABILI - QUANTITY OF ADJUSTABLE SUPPORTS REQUIRED PER M<sup>2</sup> - CANTIDAD NECESARIA DE SOPORTES REGULABLES POR M<sup>2</sup>

**FORMATO RETTANGOLARE POSA SFALSATA CON BASAMENTO POSATO SUGLI ANGOLI**  
**RECTANGULAR SHAPED PAVER - NOT ALIGNED LAYING - WITH SUPPORT PLACED ON THE CORNERS**  
**FORMATO RECTANGULAR COLOCACIÓN A ROMPE JUNTAS CON SOPORTE COLOCADO EN LAS ESQUINAS**

**40 x 80 cm**

CENTRALI - CENTRAL - CENTRALES	PERIMETRALI - PERIMETRAL - PERIMETRALES	ANGOLARI - ANGULAR - ANGULARES
PZ/MQ 6,25	PZ/MQ 7,29	PZ/MQ 8,20

**30 x 90 cm**

CENTRALI - CENTRAL - CENTRALES	PERIMETRALI - PERIMETRAL - PERIMETRALES	ANGOLARI - ANGULAR - ANGULARES
PZ/MQ 7,41	PZ/MQ 8,33	PZ/MQ 9,38

LEGENDA - LEGEND - LEGENDA

1 mq 1 sq. m 1 mc	Linea perimetrale Perimetral line Línea perimetral	Linea d'angolo Corner line Línea de ángulo	Basamento Support Soporte	Piastra dimensioni variabili Slab with variable dimensions Losa de medidas variables
-------------------------	--	--	---------------------------------	--

I quantitativi possono variare in funzione dell'area da pavimentare.  
 Quantities can varied based on the geometry of the area to be paved.  
 Las cantidades pueden variar de acuerdo con la zona que se deba solar.

QUANTITATIVO FABBISOGNO A MQ. BASAMENTI REGOLABILI - QUANTITY OF ADJUSTABLE SUPPORTS REQUIRED PER M<sup>2</sup> - CANTIDAD NECESARIA DE SOPORTES REGULABLES POR M<sup>2</sup>

**FORMATO RETTANGOLARE POSA SFALSATA CON BASAMENTO POSATO SUGLI ANGOLI**  
**RECTANGULAR SHAPED PAVER - NOT ALIGNED LAYING - WITH SUPPORT PLACED ON THE CORNERS**  
**FORMATO RECTANGULAR COLOCACIÓN A ROMPE JUNTAS CON SOPORTE COLOCADO EN LAS ESQUINAS**

**40 x 90 cm**

CENTRALI - CENTRAL - CENTRALES	PERIMETRALI - PERIMETRAL - PERIMETRALES	ANGOLARI - ANGULAR - ANGULARES
PZ/MQ 5,56	PZ/MQ 6,48	PZ/MQ 7,29

**45 x 90 cm**

CENTRALI - CENTRAL - CENTRALES	PERIMETRALI - PERIMETRAL - PERIMETRALES	ANGOLARI - ANGULAR - ANGULARES
PZ/MQ 4,94	PZ/MQ 5,76	PZ/MQ 6,48

LEGENDA - LEGEND - LEGENDA

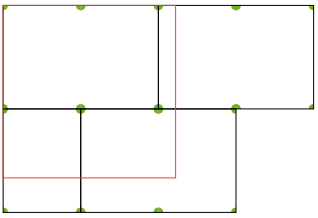
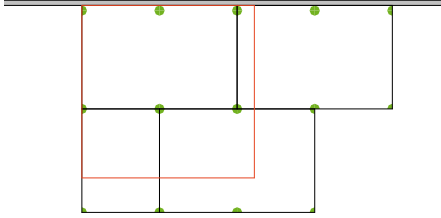
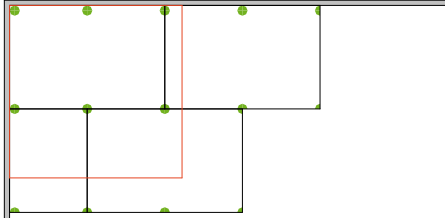
1 mq 1 sq. m 1 mc	Linea perimetrale Perimetral line Línea perimetral	Linea d'angolo Corner line Línea de ángulo	Basamento Support Soporte	Piastra dimensioni variabili Slab with variable dimensions Losas de medidas variables
-------------------------	--	--	---------------------------------	---

I quantitativi possono variare in funzione dell'area da pavimentare.  
 Quantities can varied based on the geometry of the area to be paved.  
 Las cantidades pueden variar de acuerdo con la zona que se deba solar.

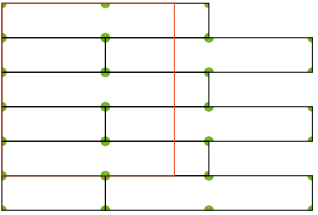
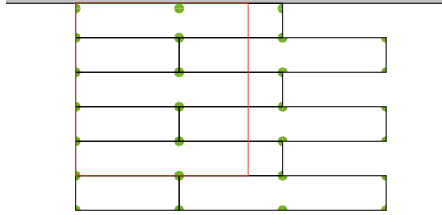
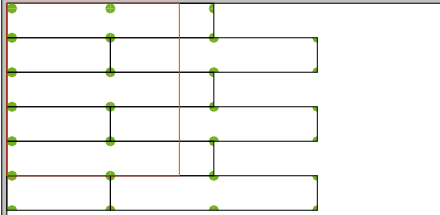
QUANTITATIVO FABBISOGNO A MQ. BASAMENTI REGOLABILI - QUANTITY OF ADJUSTABLE SUPPORTS REQUIRED PER M<sup>2</sup> - CANTIDAD NECESARIA DE SOPORTES REGULABLES POR M<sup>2</sup>

**FORMATO RETTANGOLARE POSA SFALSATA CON BASAMENTO POSATO SUGLI ANGOLI**  
**RECTANGULAR SHAPED PAVER - NOT ALIGNED LAYING - WITH SUPPORT PLACED ON THE CORNERS**  
**FORMATO RECTANGULAR COLOCACIÓN A ROMPE JUNTAS CON SOPORTE COLOCADO EN LAS ESQUINAS**






**60 x 90 cm**

CENTRALI - CENTRAL - CENTRALES	PERIMETRALI - PERIMETRAL - PERIMETRALES	ANGOLARI - ANGULAR - ANGULARES
		
PZ/MQ 3,70	PZ/MQ 4,63	PZ/MQ 5,21

**20 x 120 cm**

CENTRALI - CENTRAL - CENTRALES	PERIMETRALI - PERIMETRAL - PERIMETRALES	ANGOLARI - ANGULAR - ANGULARES
		
PZ/MQ 8,33	PZ/MQ 9,03	PZ/MQ 10,65

LEGENDA - LEGEND - LEGENDA

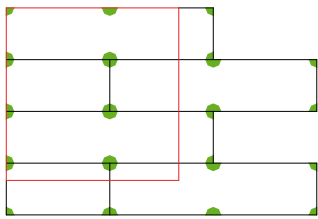
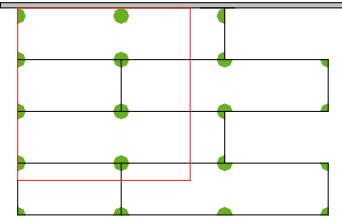
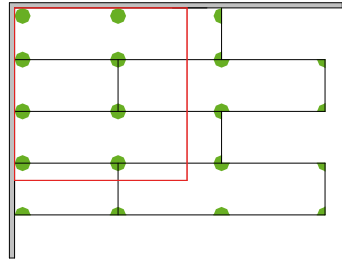
 1 mq 1 sq. m 1 mc	 Linea perimetrale Perimetral line Línea perimetral	 Linea d'angolo Corner line Línea de ángulo	 Basamento Support Soporte	 Piastra dimensioni variabili Slab with variable dimensions Losa de medidas variables
--	--	--	---	--

I quantitativi possono variare in funzione dell'area da pavimentare.  
 Quantities can varied based on the geometry of the area to be paved.  
 Las cantidades pueden variar de acuerdo con la zona que se deba solar.

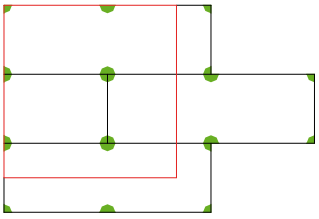
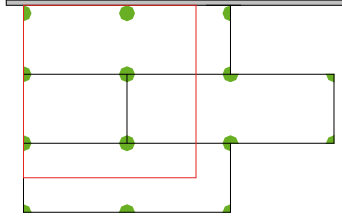
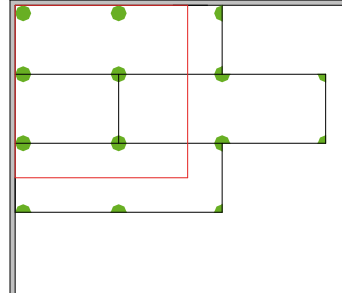
QUANTITATIVO FABBISOGNO A MQ. BASAMENTI REGOLABILI - QUANTITY OF ADJUSTABLE SUPPORTS REQUIRED PER M<sup>2</sup> - CANTIDAD NECESARIA DE SOPORTES REGULABLES POR M<sup>2</sup>

**FORMATO RETTANGOLARE POSA SFALSATA CON BASAMENTO POSATO SUGLI ANGOLI**  
**RECTANGULAR SHAPED PAVER - NOT ALIGNED LAYING - WITH SUPPORT PLACED ON THE CORNERS**  
**FORMATO RECTANGULAR COLOCACIÓN A ROMPE JUNTAS CON SOPORTE COLOCADO EN LAS ESQUINAS**






**30 x 120 cm**

CENTRALI - CENTRAL - CENTRALES	PERIMETRALI - PERIMETRAL - PERIMETRALES	ANGOLARI - ANGULAR - ANGULARES
		
PZ/MQ 5,56	PZ/MQ 6,11	PZ/MQ 7,36

**40 x 120 cm**

CENTRALI - CENTRAL - CENTRALES	PERIMETRALI - PERIMETRAL - PERIMETRALES	ANGOLARI - ANGULAR - ANGULARES
		
PZ/MQ 4,17	PZ/MQ 4,76	PZ/MQ 5,8

LEGENDA - LEGEND - LEGENDA

 1 mq 1 sq. m 1 mc	 Linea perimetrale Perimetral line Línea perimetral	 Linea d'angolo Corner line Línea de ángulo	 Basamento Support Soporte	 Piastra dimensioni variabili Slab with variable dimensions Losa de medidas variables
--	--	--	---	--

I quantitativi possono variare in funzione dell'area da pavimentare.  
 Quantities can varied based on the geometry of the area to be paved.  
 Las cantidades pueden variar de acuerdo con la zona que se deba solar.



QUANTITATIVO FABBISOGNO A MQ. BASAMENTI REGOLABILI - QUANTITY OF ADJUSTABLE SUPPORTS REQUIRED PER M<sup>2</sup> - CANTIDAD NECESARIA DE SOPORTES REGULABLES POR M<sup>2</sup>

**FORMATO RETTANGOLARE POSA SFALSATA CON BASAMENTO POSATO SUGLI ANGOLI**  
**RECTANGULAR SHAPED PAVER - NOT ALIGNED LAYING - WITH SUPPORT PLACED ON THE CORNERS**  
**FORMATO RECTANGULAR COLOCACIÓN A ROMPE JUNTAS CON SOPORTE COLOCADO EN LAS ESQUINAS**

**60 x 120 cm**

CENTRALI - CENTRAL - CENTRALES	PERIMETRALI - PERIMETRAL - PERIMETRALES	ANGOLARI - ANGULAR - ANGULARES
PZ/MQ 2,78	PZ/MQ 3,33	PZ/MQ 4,03

**30 x 180 cm**

CENTRALI - CENTRAL - CENTRALES	PERIMETRALI - PERIMETRAL - PERIMETRALES	ANGOLARI - ANGULAR - ANGULARES
PZ/MQ 7,41	PZ/MQ 8,33	PZ/MQ 9,03

LEGENDA - LEGEND - LEGENDA

1 mq 1 sq. m 1 mc	Linea perimetrale Perimetral line Línea perimetral	Linea d'angolo Corner line Línea de ángulo	Basamento Support Soporte	Piastra dimensioni variabili Slab with variable dimensions Losa de medidas variables
-------------------------	--	--	---------------------------------	--

I quantitativi possono variare in funzione dell'area da pavimentare.  
 Quantities can varied based on the geometry of the area to be paved.  
 Las cantidades pueden variar de acuerdo con la zona que se deba solar.

QUANTITATIVO FABBISOGNO A MQ. BASAMENTI REGOLABILI - QUANTITY OF ADJUSTABLE SUPPORTS REQUIRED PER M<sup>2</sup> - CANTIDAD NECESARIA DE SOPORTES REGULABLES POR M<sup>2</sup>

**FORMATO RETTANGOLARE POSA SFALSATA CON BASAMENTO POSATO SUGLI ANGOLI**  
**RECTANGULAR SHAPED PAVER - NOT ALIGNED LAYING - WITH SUPPORT PLACED ON THE CORNERS**  
**FORMATO RECTANGULAR COLOCACIÓN A ROMPE JUNTAS CON SOPORTE COLOCADO EN LAS ESQUINAS**

**40 x 180 cm**

CENTRALI - CENTRAL - CENTRALES	PERIMETRALI - PERIMETRAL - PERIMETRALES	ANGOLARI - ANGULAR - ANGULARES
PZ/MQ 5,56	PZ/MQ 6,48	PZ/MQ 7,02

LEGENDA - LEGEND - LEGENDA

	1 mq 1 sq. m 1 mc		Linea perimetrale Perimetral line Línea perimetral		Linea d'angolo Corner line Línea de ángulo		Basamento Support Soporte		Piastra dimensioni variabili Slab with variable dimensions Losa de medidas variables
--	-------------------------	--	--	--	--	--	---------------------------------	--	--

I quantitativi possono variare in funzione dell'area da pavimentare.  
 Quantities can varied based on the geometry of the area to be paved.  
 Las cantidades pueden variar de acuerdo con la zona que se deba solar.

QUANTITATIVO FABBISOGNO A MQ. BASAMENTI REGOLABILI - QUANTITY OF ADJUSTABLE SUPPORTS REQUIRED PER M<sup>2</sup> - CANTIDAD NECESARIA DE SOPORTES REGULABLES POR M<sup>2</sup>

**FORMATO RETTANGOLARE POSA APPAIATA BASAMENTO POSATO SUGLI ANGOLI E CENTRALE**  
**RECTANGULAR SHAPED PAVER - PAIRED LAYING - WITH SUPPORT PLACED CENTRAL AND ON THE CORNERS**  
**FORMATO RECTANGULAR COLOCACIÓN JUNTA CORRIDA SOPORTE COLOCADO EN LAS ESQUINAS Y CENTRAL**

**30 x 35 cm**

CENTRALI - CENTRAL - CENTRALES	PERIMETRALI - PERIMETRAL - PERIMETRALES	ANGOLARI - ANGULAR - ANGULARES
PZ/MQ 19,05	PZ/MQ 20,24	PZ/MQ 22,02

**35 x 40 cm**

CENTRALI - CENTRAL - CENTRALES	PERIMETRALI - PERIMETRAL - PERIMETRALES	ANGOLARI - ANGULAR - ANGULARES
PZ/MQ 14,29	PZ/MQ 15,48	PZ/MQ 16,87

LEGENDA - LEGEND - LEGENDA

1 mq 1 sq. m 1 mc	Linea perimetrale Perimetral line Línea perimetral	Linea d'angolo Corner line Línea de ángulo	Basamento Support Soporte	Piastra dimensioni variabili Slab with variable dimensions Losa de medidas variables
-------------------------	--	--	---------------------------------	--

I quantitativi possono variare in funzione dell'area da pavimentare.  
 Quantities can varied based on the geometry of the area to be paved.  
 Las cantidades pueden variar de acuerdo con la zona que se deba solar.

QUANTITATIVO FABBISOGNO A MQ. BASAMENTI REGOLABILI - QUANTITY OF ADJUSTABLE SUPPORTS REQUIRED PER M<sup>2</sup> - CANTIDAD NECESARIA DE SOPORTES REGULABLES POR M<sup>2</sup>

**FORMATO RETTANGOLARE POSA APPAIATA BASAMENTO POSATO SUGLI ANGOLI E CENTRALE**  
**RECTANGULAR SHAPED PAVER - PAIRED LAYING - WITH SUPPORT PLACED CENTRAL AND ON THE CORNERS**  
**FORMATO RECTANGULAR COLOCACIÓN JUNTA CORRIDA SOPORTE COLOCADO EN LAS ESQUINAS Y CENTRAL**

**30 x 60 cm**

CENTRALI - CENTRAL - CENTRALES	PERIMETRALI - PERIMETRAL - PERIMETRALES	ANGOLARI - ANGULAR - ANGULARES
PZ/MQ 11,11	PZ/MQ 11,81	PZ/MQ 13,37

**40 x 60 cm**

CENTRALI - CENTRAL - CENTRALES	PERIMETRALI - PERIMETRAL - PERIMETRALES	ANGOLARI - ANGULAR - ANGULARES
PZ/MQ 8,33	PZ/MQ 9,03	PZ/MQ 10,24

LEGENDA - LEGEND - LEGENDA

1 mq 1 sq. m 1 mc	Linea perimetrale Perimetral line Línea perimetral	Linea d'angolo Corner line Línea de ángulo	Basamento Support Soporte	Piastra dimensioni variabili Slab with variable dimensions Losa de medidas variables
-------------------------	--	--	---------------------------------	--

I quantitativi possono variare in funzione dell'area da pavimentare.  
 Quantities can varied based on the geometry of the area to be paved.  
 Las cantidades pueden variar de acuerdo con la zona que se deba solar.

QUANTITATIVO FABBISOGNO A MQ. BASAMENTI REGOLABILI - QUANTITY OF ADJUSTABLE SUPPORTS REQUIRED PER M<sup>2</sup> - CANTIDAD NECESARIA DE SOPORTES REGULABLES POR M<sup>2</sup>

**FORMATO RETTANGOLARE POSA APPAIATA BASAMENTO POSATO SUGLI ANGOLI E CENTRALE**  
**RECTANGULAR SHAPED PAVER - PAIRED LAYING - WITH SUPPORT PLACED CENTRAL AND ON THE CORNERS**  
**FORMATO RECTANGULAR COLOCACIÓN JUNTA CORRIDA SOPORTE COLOCADO EN LAS ESQUINAS Y CENTRAL**

**40 x 80 cm**

CENTRALI - CENTRAL - CENTRALES	PERIMETRALI - PERIMETRAL - PERIMETRALES	ANGOLARI - ANGULAR - ANGULARES
PZ/MQ 6,25	PZ/MQ 6,77	PZ/MQ 7,68

**30 x 90 cm**

CENTRALI - CENTRAL - CENTRALES	PERIMETRALI - PERIMETRAL - PERIMETRALES	ANGOLARI - ANGULAR - ANGULARES
PZ/MQ 7,41	PZ/MQ 7,87	PZ/MQ 8,91

LEGENDA - LEGEND - LEGENDA

1 mq 1 sq. m 1 mc	Linea perimetrale Perimetral line Línea perimetral	Linea d'angolo Corner line Línea de ángulo	Basamento Support Soporte	Piastra dimensioni variabili Slab with variable dimensions Losa de medidas variables
-------------------------	--	--	---------------------------------	--

I quantitativi possono variare in funzione dell'area da pavimentare.  
 Quantities can varied based on the geometry of the area to be paved.  
 Las cantidades pueden variar de acuerdo con la zona que se deba solar.

QUANTITATIVO FABBISOGNO A MQ. BASAMENTI REGOLABILI - QUANTITY OF ADJUSTABLE SUPPORTS REQUIRED PER M<sup>2</sup> - CANTIDAD NECESARIA DE SOPORTES REGULABLES POR M<sup>2</sup>

**FORMATO RETTANGOLARE POSA APPAIATA BASAMENTO POSATO SUGLI ANGOLI E CENTRALE**  
**RECTANGULAR SHAPED PAVER - PAIRED LAYING - WITH SUPPORT PLACED CENTRAL AND ON THE CORNERS**  
**FORMATO RECTANGULAR COLOCACIÓN JUNTA CORRIDA SOPORTE COLOCADO EN LAS ESQUINAS Y CENTRAL**

**40 x 90 cm**

CENTRALI - CENTRAL - CENTRALES	PERIMETRALI - PERIMETRAL - PERIMETRALES	ANGOLARI - ANGULAR - ANGULARES
PZ/MQ 5,56	PZ/MQ 6,02	PZ/MQ 6,83

**45 x 90 cm**

CENTRALI - CENTRAL - CENTRALES	PERIMETRALI - PERIMETRAL - PERIMETRALES	ANGOLARI - ANGULAR - ANGULARES
PZ/MQ 4,94	PZ/MQ 5,35	PZ/MQ 6,07

LEGENDA - LEGEND - LEGENDA

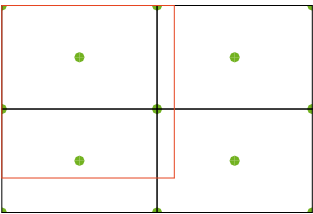
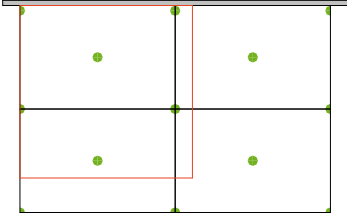
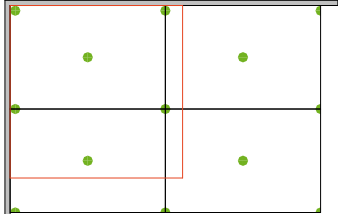
1 mq 1 sq. m 1 mc	Linea perimetrale Perimetral line Línea perimetral	Linea d'angolo Corner line Línea de ángulo	Basamento Support Soporte	Piastra dimensioni variabili Slab with variable dimensions Losa de medidas variables
-------------------------	--	--	---------------------------------	--

I quantitativi possono variare in funzione dell'area da pavimentare.  
 Quantities can varied based on the geometry of the area to be paved.  
 Las cantidades pueden variar de acuerdo con la zona que se deba solar.

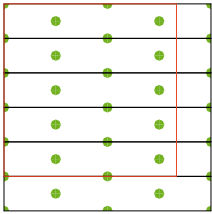
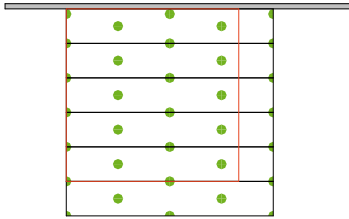
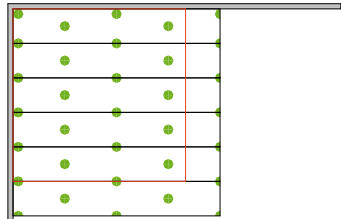
QUANTITATIVO FABBISOGNO A MQ. BASAMENTI REGOLABILI - QUANTITY OF ADJUSTABLE SUPPORTS REQUIRED PER M<sup>2</sup> - CANTIDAD NECESARIA DE SOPORTES REGULABLES POR M<sup>2</sup>

**FORMATO RETTANGOLARE POSA APPAIATA BASAMENTO POSATO SUGLI ANGOLI E CENTRALE**  
**RECTANGULAR SHAPED PAVER - PAIRED LAYING - WITH SUPPORT PLACED CENTRAL AND ON THE CORNERS**  
**FORMATO RECTANGULAR COLOCACIÓN JUNTA CORRIDA SOPORTE COLOCADO EN LAS ESQUINAS Y CENTRAL**






**60 x 90 cm**

CENTRALI - CENTRAL - CENTRALES	PERIMETRALI - PERIMETRAL - PERIMETRALES	ANGOLARI - ANGULAR - ANGULARES
		
PZ/MQ 3,70	PZ/MQ 4,17	PZ/MQ 4,75

**20 x 120 cm**

CENTRALI - CENTRAL - CENTRALES	PERIMETRALI - PERIMETRAL - PERIMETRALES	ANGOLARI - ANGULAR - ANGULARES
		
PZ/MQ 16,67	PZ/MQ 17,36	PZ/MQ 19,97

LEGENDA - LEGEND - LEGENDA

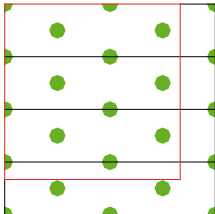
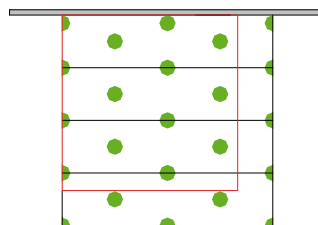
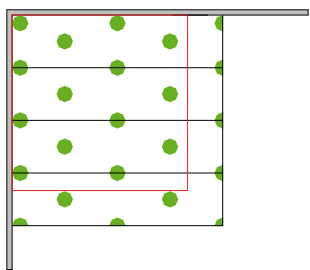
 1 mq 1 sq. m 1 mc	 Linea perimetrale Perimetral line Línea perimetral	 Linea d'angolo Corner line Línea de ángulo	 Basamento Support Soporte	 Piastra dimensioni variabili Slab with variable dimensions Losa de medidas variables
--	--	--	---	--

I quantitativi possono variare in funzione dell'area da pavimentare.  
 Quantities can varied based on the geometry of the area to be paved.  
 Las cantidades pueden variar de acuerdo con la zona que se deba solar.

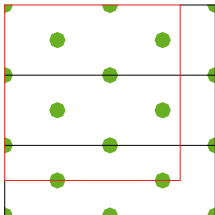
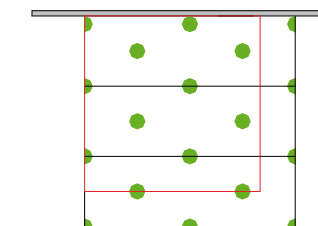
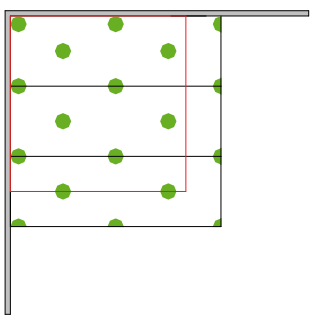
QUANTITATIVO FABBISOGNO A MQ. BASAMENTI REGOLABILI - QUANTITY OF ADJUSTABLE SUPPORTS REQUIRED PER M<sup>2</sup> - CANTIDAD NECESARIA DE SOPORTES REGULABLES POR M<sup>2</sup>

**FORMATO RETTANGOLARE POSA APPAIATA BASAMENTO POSATO SUGLI ANGOLI E CENTRALE**  
**RECTANGULAR SHAPED PAVER - PAIRED LAYING - WITH SUPPORT PLACED CENTRAL AND ON THE CORNERS**  
**FORMATO RECTANGULAR COLOCACIÓN JUNTA CORRIDA SOPORTE COLOCADO EN LAS ESQUINAS Y CENTRAL**






**30 x 120 cm**

CENTRALI - CENTRAL - CENTRALES	PERIMETRALI - PERIMETRAL - PERIMETRALES	ANGOLARI - ANGULAR - ANGULARES
		
PZ/MQ 11,11	PZ/MQ 11,81	PZ/MQ 13,37

**40 x 120 cm**

CENTRALI - CENTRAL - CENTRALES	PERIMETRALI - PERIMETRAL - PERIMETRALES	ANGOLARI - ANGULAR - ANGULARES
		
PZ/MQ 8,33	PZ/MQ 9,03	PZ/MQ 10,24

LEGENDA - LEGEND - LEGENDA

 1 mq 1 sq. m 1 mc	 Linea perimetrale Perimetral line Línea perimetral	 Linea d'angolo Corner line Línea de ángulo	 Basamento Support Soporte	 Piastra dimensioni variabili Slab with variable dimensions Losa de medidas variables
--	--	--	---	--

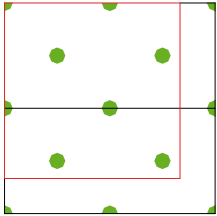
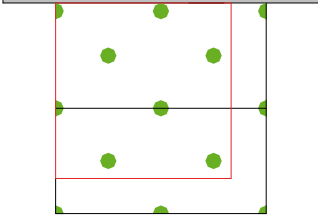
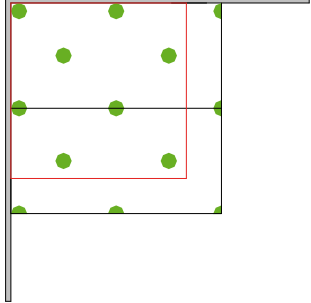
I quantitativi possono variare in funzione dell'area da pavimentare.  
 Quantities can varied based on the geometry of the area to be paved.  
 Las cantidades pueden variar de acuerdo con la zona que se deba solar.



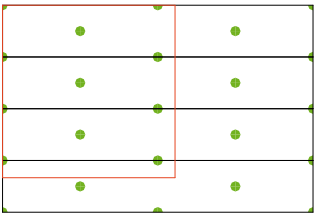
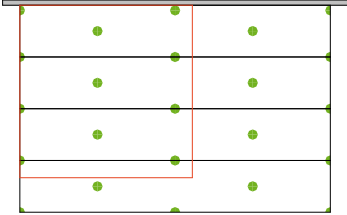
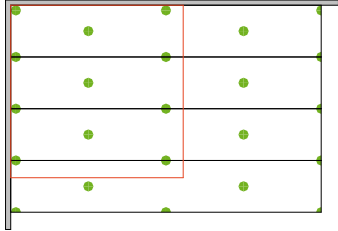
QUANTITATIVO FABBISOGNO A MQ. BASAMENTI REGOLABILI - QUANTITY OF ADJUSTABLE SUPPORTS REQUIRED PER M<sup>2</sup> - CANTIDAD NECESARIA DE SOPORTES REGULABLES POR M<sup>2</sup>

**FORMATO RETTANGOLARE POSA APPAIATA BASAMENTO POSATO SUGLI ANGOLI E CENTRALE**  
**RECTANGULAR SHAPED PAVER - PAIRED LAYING - WITH SUPPORT PLACED CENTRAL AND ON THE CORNERS**  
**FORMATO RECTANGULAR COLOCACIÓN JUNTA CORRIDA SOPORTE COLOCADO EN LAS ESQUINAS Y CENTRAL**






**60 x 120 cm**

CENTRALI - CENTRAL - CENTRALES	PERIMETRALI - PERIMETRAL - PERIMETRALES	ANGOLARI - ANGULAR - ANGULARES
		
PZ/MQ 5,56	PZ/MQ 6,25	PZ/MQ 7,12

**30 x 180 cm**

CENTRALI - CENTRAL - CENTRALES	PERIMETRALI - PERIMETRAL - PERIMETRALES	ANGOLARI - ANGULAR - ANGULARES
		
PZ/MQ 7,41	PZ/MQ 7,87	PZ/MQ 8,91

LEGENDA - LEGEND - LEGENDA

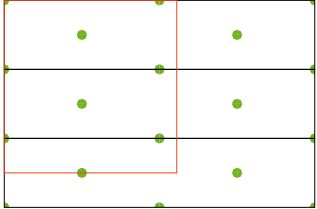
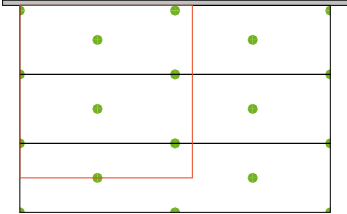
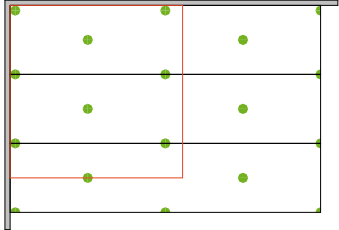
 1 mq 1 sq. m 1 mc	 Linea perimetrale Perimetral line Línea perimetral	 Linea d'angolo Corner line Línea de ángulo	 Basamento Support Soporte	 Piastra dimensioni variabili Slab with variable dimensions Losa de medidas variables
--	--	--	---	--

I quantitativi possono variare in funzione dell'area da pavimentare.  
 Quantities can varied based on the geometry of the area to be paved.  
 Las cantidades pueden variar de acuerdo con la zona que se deba solar.






QUANTITATIVO FABBISOGNO A MQ. BASAMENTI REGOLABILI - QUANTITY OF ADJUSTABLE SUPPORTS REQUIRED PER M<sup>2</sup> - CANTIDAD NECESARIA DE SOPORTES REGULABLES POR M<sup>2</sup>

**FORMATO RETTANGOLARE POSA APPAIATA BASAMENTO POSATO SUGLI ANGOLI E CENTRALE**  
**RECTANGULAR SHAPED PAVER - PAIRED LAYING - WITH SUPPORT PLACED CENTRAL AND ON THE CORNERS**  
**FORMATO RECTANGULAR COLOCACIÓN JUNTA CORRIDA SOPORTE COLOCADO EN LAS ESQUINAS Y CENTRAL**

**40 x 180 cm**

CENTRALI - CENTRAL - CENTRALES	PERIMETRALI - PERIMETRAL - PERIMETRALES	ANGOLARI - ANGULAR - ANGULARES
		
PZ/MQ 5,56	PZ/MQ 6,02	PZ/MQ 6,83

LEGENDA - LEGEND - LEGENDA

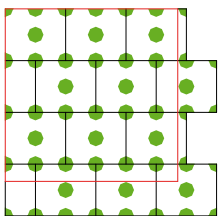
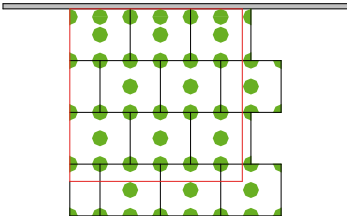
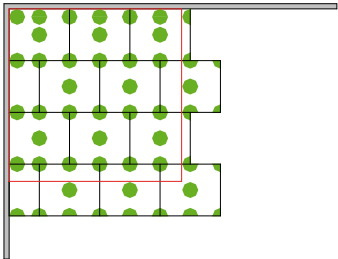
 1 mq 1 sq. m 1 mc	 Linea perimetrale Perimetral line Línea perimetral	 Linea d'angolo Corner line Línea de ángulo	 Basamento Support Soporte	 Piastra dimensioni variabili Slab with variable dimensions Losas de medidas variables
--	--	--	---	---

I quantitativi possono variare in funzione dell'area da pavimentare.  
 Quantities can varied based on the geometry of the area to be paved.  
 Las cantidades pueden variar de acuerdo con la zona que se deba solar.

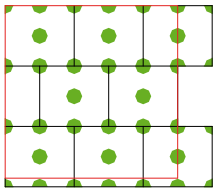
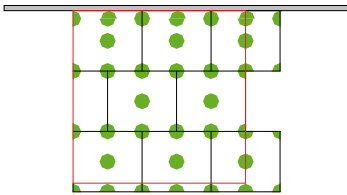
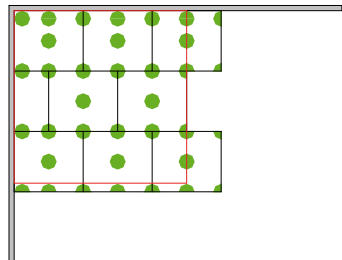
QUANTITATIVO FABBISOGNO A MQ. BASAMENTI REGOLABILI - QUANTITY OF ADJUSTABLE SUPPORTS REQUIRED PER M<sup>2</sup> - CANTIDAD NECESARIA DE SOPORTES REGULABLES POR M<sup>2</sup>

**FORMATO RETTANGOLARE POSA SFALSATA BASAMENTO POSATO SUGLI ANGOLI E CENTRALE**  
**RECTANGULAR SHAPED PAVER - NOT ALIGNED LAYING - WITH SUPPORT PLACED CENTRAL AND ON THE CORNERS**  
**FORMATO RECTANGULAR COLOCACIÓN A ROMPE JUNTAS SOPORTE COLOCADO EN LAS ESQUINAS Y CENTRAL**






**30 x 35 cm**

CENTRALI - CENTRAL - CENTRALES	PERIMETRALI - PERIMETRAL - PERIMETRALES	ANGOLARI - ANGULAR - ANGULARES
		
PZ/MQ <b>28,57</b>	PZ/MQ <b>30,95</b>	PZ/MQ <b>32,48</b>

**35 x 40 cm**

CENTRALI - CENTRAL - CENTRALES	PERIMETRALI - PERIMETRAL - PERIMETRALES	ANGOLARI - ANGULAR - ANGULARES
		
PZ/MQ <b>21,43</b>	PZ/MQ <b>23,81</b>	PZ/MQ <b>25,20</b>

LEGENDA - LEGEND - LEGENDA

 1 mq 1 sq. m 1 mc	 Linea perimetrale Perimetral line Línea perimetral	 Linea d'angolo Corner line Línea de ángulo	 Basamento Support Soporte	 Piastra dimensioni variabili Slab with variable dimensions Losa de medidas variables
--	--	--	---	--

I quantitativi possono variare in funzione dell'area da pavimentare.  
 Quantities can varied based on the geometry of the area to be paved.  
 Las cantidades pueden variar de acuerdo con la zona que se deba solar.

QUANTITATIVO FABBISOGNO A MQ. BASAMENTI REGOLABILI - QUANTITY OF ADJUSTABLE SUPPORTS REQUIRED PER M<sup>2</sup> - CANTIDAD NECESARIA DE SOPORTES REGULABLES POR M<sup>2</sup>

**FORMATO RETTANGOLARE POSA SFALSATA BASAMENTO POSATO SUGLI ANGOLI E CENTRALE**  
**RECTANGULAR SHAPED PAVER - NOT ALIGNED LAYING - WITH SUPPORT PLACED CENTRAL AND ON THE CORNERS**  
**FORMATO RECTANGULAR COLOCACIÓN A ROMPE JUNTAS SOPORTE COLOCADO EN LAS ESQUINAS Y CENTRAL**

**30 x 60 cm**

CENTRALI - CENTRAL - CENTRALES	PERIMETRALI - PERIMETRAL - PERIMETRALES	ANGOLARI - ANGULAR - ANGULARES
PZ/MQ <b>16,67</b>	PZ/MQ <b>18,06</b>	PZ/MQ <b>19,31</b>

**40 x 60 cm**

CENTRALI - CENTRAL - CENTRALES	PERIMETRALI - PERIMETRAL - PERIMETRALES	ANGOLARI - ANGULAR - ANGULARES
PZ/MQ <b>12,50</b>	PZ/MQ <b>13,89</b>	PZ/MQ <b>14,86</b>

LEGENDA - LEGEND - LEGENDA

1 mq 1 sq. m 1 mc	Linea perimetrale Perimetral line Línea perimetral	Linea d'angolo Corner line Línea de ángulo	Basamento Support Soporte	Piastra dimensioni variabili Slab with variable dimensions Losa de medidas variables
-------------------------	--	--	---------------------------------	--

I quantitativi possono variare in funzione dell'area da pavimentare.  
 Quantities can varied based on the geometry of the area to be paved.  
 Las cantidades pueden variar de acuerdo con la zona que se deba solar.

QUANTITATIVO FABBISOGNO A MQ. BASAMENTI REGOLABILI - QUANTITY OF ADJUSTABLE SUPPORTS REQUIRED PER M<sup>2</sup> - CANTIDAD NECESARIA DE SOPORTES REGULABLES POR M<sup>2</sup>

**FORMATO RETTANGOLARE POSA SFALSATA BASAMENTO POSATO SUGLI ANGOLI E CENTRALE**  
**RECTANGULAR SHAPED PAVER - NOT ALIGNED LAYING - WITH SUPPORT PLACED CENTRAL AND ON THE CORNERS**  
**FORMATO RECTANGULAR COLOCACIÓN A ROMPE JUNTAS SOPORTE COLOCADO EN LAS ESQUINAS Y CENTRAL**

**40 x 80 cm**

CENTRALI - CENTRAL - CENTRALES	PERIMETRALI - PERIMETRAL - PERIMETRALES	ANGOLARI - ANGULAR - ANGULARES
PZ/MQ 9,38	PZ/MQ 10,42	PZ/MQ 11,33

**30 x 90 cm**

CENTRALI - CENTRAL - CENTRALES	PERIMETRALI - PERIMETRAL - PERIMETRALES	ANGOLARI - ANGULAR - ANGULARES
PZ/MQ 11,11	PZ/MQ 12,04	PZ/MQ 13,08

LEGENDA - LEGEND - LEGENDA

1 mq 1 sq. m 1 mc	Linea perimetrale Perimetral line Línea perimetral	Linea d'angolo Corner line Línea de ángulo	Basamento Support Soporte	Piastra dimensioni variabili Slab with variable dimensions Losa de medidas variables
-------------------------	--	--	---------------------------------	--

I quantitativi possono variare in funzione dell'area da pavimentare.  
 Quantities can varied based on the geometry of the area to be paved.  
 Las cantidades pueden variar de acuerdo con la zona que se deba solar.

QUANTITATIVO FABBISOGNO A MQ. BASAMENTI REGOLABILI - QUANTITY OF ADJUSTABLE SUPPORTS REQUIRED PER M<sup>2</sup> - CANTIDAD NECESARIA DE SOPORTES REGULABLES POR M<sup>2</sup>

**FORMATO RETTANGOLARE POSA SFALSATA BASAMENTO POSATO SUGLI ANGOLI E CENTRALE**  
**RECTANGULAR SHAPED PAVER - NOT ALIGNED LAYING - WITH SUPPORT PLACED CENTRAL AND ON THE CORNERS**  
**FORMATO RECTANGULAR COLOCACIÓN A ROMPE JUNTAS SOPORTE COLOCADO EN LAS ESQUINAS Y CENTRAL**

**40 x 90 cm**

CENTRALI - CENTRAL - CENTRALES	PERIMETRALI - PERIMETRAL - PERIMETRALES	ANGOLARI - ANGULAR - ANGULARES
PZ/MQ 8,33	PZ/MQ 9,26	PZ/MQ 10,07

**45 x 90 cm**

CENTRALI - CENTRAL - CENTRALES	PERIMETRALI - PERIMETRAL - PERIMETRALES	ANGOLARI - ANGULAR - ANGULARES
PZ/MQ 7,41	PZ/MQ 8,23	PZ/MQ 8,95

LEGENDA - LEGEND - LEGENDA

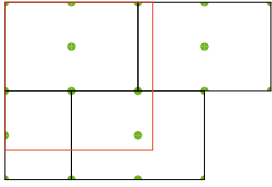
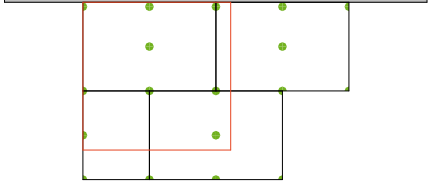
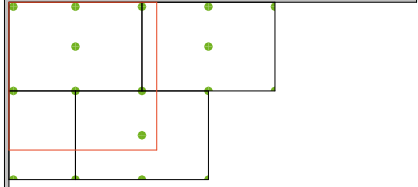
1 mq 1 sq. m 1 mc	Linea perimetrale Perimetral line Línea perimetral	Linea d'angolo Corner line Línea de ángulo	Basamento Support Soporte	Piastra dimensioni variabili Slab with variable dimensions Losa de medidas variables
-------------------------	--	--	---------------------------------	--

I quantitativi possono variare in funzione dell'area da pavimentare.  
 Quantities can varied based on the geometry of the area to be paved.  
 Las cantidades pueden variar de acuerdo con la zona que se deba solar.

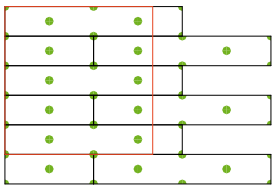
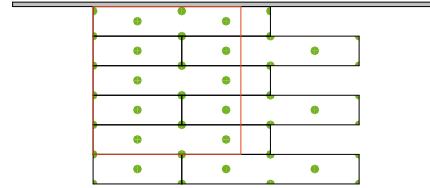
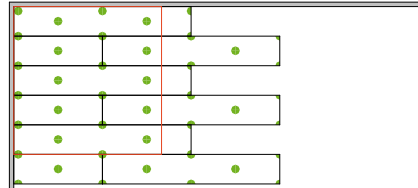
QUANTITATIVO FABBISOGNO A MQ. BASAMENTI REGOLABILI - QUANTITY OF ADJUSTABLE SUPPORTS REQUIRED PER M<sup>2</sup> - CANTIDAD NECESARIA DE SOPORTES REGULABLES POR M<sup>2</sup>

**FORMATO RETTANGOLARE POSA SFALSATA BASAMENTO POSATO SUGLI ANGOLI E CENTRALE**  
**RECTANGULAR SHAPED PAVER - NOT ALIGNED LAYING - WITH SUPPORT PLACED CENTRAL AND ON THE CORNERS**  
**FORMATO RECTANGOLAR COLOCACIÓN A ROMPE JUNTAS SOPORTE COLOCADO EN LAS ESQUINAS Y CENTRAL**






**60 x 90 cm**

CENTRALI - CENTRAL - CENTRALES	PERIMETRALI - PERIMETRAL - PERIMETRALES	ANGOLARI - ANGULAR - ANGULARES
		
PZ/MQ <b>4,40</b>	PZ/MQ <b>6,48</b>	PZ/MQ <b>6,60</b>

**20 x 120 cm**

CENTRALI - CENTRAL - CENTRALES	PERIMETRALI - PERIMETRAL - PERIMETRALES	ANGOLARI - ANGULAR - ANGULARES
		
PZ/MQ <b>16,67</b>	PZ/MQ <b>17,36</b>	PZ/MQ <b>18,98</b>

LEGENDA - LEGEND - LEGENDA

 1 mq 1 sq. m 1 mc	 Linea perimetrale Perimetral line Línea perimetral	 Linea d'angolo Corner line Línea de ángulo	 Basamento Support Soporte	 Piastra dimensioni variabili Slab with variable dimensions Losa de medidas variables
--	--	--	---	--

I quantitativi possono variare in funzione dell'area da pavimentare.  
 Quantities can varied based on the geometry of the area to be paved.  
 Las cantidades pueden variar de acuerdo con la zona que se deba solar.

QUANTITATIVO FABBISOGNO A MQ. BASAMENTI REGOLABILI - QUANTITY OF ADJUSTABLE SUPPORTS REQUIRED PER M<sup>2</sup> - CANTIDAD NECESARIA DE SOPORTES REGULABLES POR M<sup>2</sup>

**FORMATO RETTANGOLARE POSA SFALSATA BASAMENTO POSATO SUGLI ANGOLI E CENTRALE**  
**RECTANGULAR SHAPED PAVER - NOT ALIGNED LAYING - WITH SUPPORT PLACED CENTRAL AND ON THE CORNERS**  
**FORMATO RECTANGULAR COLOCACIÓN A ROMPE JUNTAS SOPORTE COLOCADO EN LAS ESQUINAS Y CENTRAL**

**30 x 120 cm**

CENTRALI - CENTRAL - CENTRALES	PERIMETRALI - PERIMETRAL - PERIMETRALES	ANGOLARI - ANGULAR - ANGULARES
PZ/MQ 11,11	PZ/MQ 11,67	PZ/MQ 12,92

**40 x 120 cm**

CENTRALI - CENTRAL - CENTRALES	PERIMETRALI - PERIMETRAL - PERIMETRALES	ANGOLARI - ANGULAR - ANGULARES
PZ/MQ 8,33	PZ/MQ 8,93	PZ/MQ 9,97

LEGENDA - LEGEND - LEGENDA

1 mq 1 sq. m 1 mc	Linea perimetrale Perimetral line Línea perimetral	Linea d'angolo Corner line Línea de ángulo	Basamento Support Soporte	Piastra dimensioni variabili Slab with variable dimensions Losa de medidas variables
-------------------------	--	--	---------------------------------	--

I quantitativi possono variare in funzione dell'area da pavimentare.  
 Quantities can varied based on the geometry of the area to be paved.  
 Las cantidades pueden variar de acuerdo con la zona que se deba solar.



QUANTITATIVO FABBISOGNO A MQ. BASAMENTI REGOLABILI - QUANTITY OF ADJUSTABLE SUPPORTS REQUIRED PER M<sup>2</sup> - CANTIDAD NECESARIA DE SOPORTES REGULABLES POR M<sup>2</sup>

**FORMATO RETTANGOLARE POSA SFALSATA BASAMENTO POSATO SUGLI ANGOLI E CENTRALE**  
**RECTANGULAR SHAPED PAVER - NOT ALIGNED LAYING - WITH SUPPORT PLACED CENTRAL AND ON THE CORNERS**  
**FORMATO RECTANGOLAR COLOCACIÓN A ROMPE JUNTAS SOPORTE COLOCADO EN LAS ESQUINAS Y CENTRAL**

**60 x 120 cm**

CENTRALI - CENTRAL - CENTRALES	PERIMETRALI - PERIMETRAL - PERIMETRALES	ANGOLARI - ANGULAR - ANGULARES
PZ/MQ 5,56	PZ/MQ 6,11	PZ/MQ 6,81

**30 x 180 cm**

CENTRALI - CENTRAL - CENTRALES	PERIMETRALI - PERIMETRAL - PERIMETRALES	ANGOLARI - ANGULAR - ANGULARES
PZ/MQ 7,41	PZ/MQ 7,87	PZ/MQ 8,56

LEGENDA - LEGEND - LEGENDA

1 mq 1 sq. m 1 mc	Linea perimetrale Perimetral line Línea perimetral	Linea d'angolo Corner line Línea de ángulo	Basamento Support Soporte	Piastra dimensioni variabili Slab with variable dimensions Losa de medidas variables
-------------------------	--	--	---------------------------------	--

I quantitativi possono variare in funzione dell'area da pavimentare.  
 Quantities can varied based on the geometry of the area to be paved.  
 Las cantidades pueden variar de acuerdo con la zona que se deba solar.

QUANTITATIVO FABBISOGNO A MQ. BASAMENTI REGOLABILI - QUANTITY OF ADJUSTABLE SUPPORTS REQUIRED PER M<sup>2</sup> - CANTIDAD NECESARIA DE SOPORTES REGULABLES POR M<sup>2</sup>

**FORMATO RETTANGOLARE POSA SFALSATA BASAMENTO POSATO SUGLI ANGOLI E CENTRALE**  
**RECTANGULAR SHAPED PAVER - NOT ALIGNED LAYING - WITH SUPPORT PLACED CENTRAL AND ON THE CORNERS**  
**FORMATO RECTANGULAR COLOCACIÓN A ROMPE JUNTAS SOPORTE COLOCADO EN LAS ESQUINAS Y CENTRAL**

**40 x 180 cm**

CENTRALI - CENTRAL - CENTRALES	PERIMETRALI - PERIMETRAL - PERIMETRALES	ANGOLARI - ANGULAR - ANGULARES
PZ/MQ 5,56	PZ/MQ 6,02	PZ/MQ 6,56

LEGENDA - LEGEND - LEGENDA

	1 mq 1 sq. m 1 mc		Linea perimetrale Perimetral line Línea perimetral		Linea d'angolo Corner line Línea de ángulo		Basamento Support Soporte		Piastra dimensioni variabili Slab with variable dimensions Losa de medidas variables
--	-------------------------	--	--	--	--	--	---------------------------------	--	--

I quantitativi possono variare in funzione dell'area da pavimentare.  
 Quantities can varied based on the geometry of the area to be paved.  
 Las cantidades pueden variar de acuerdo con la zona que se deba solar.