

TECHNICAL DATA SHEET

TOPECA, Lda
Rua do Mosqueiro
2490-115 Cercal – Ourém
PORTUGAL

Tel.: 00 351 – 249 580 070
Fax.: 00 351 – 249 580 079

TOPECA
FÁBRICA DE PRODUTOS PARA CONSTRUÇÃO

geral@topeca.pt
www.topeca.pt

juntaemcor plus+

bonding and grouting

mortar for joints of 5 to 30mm



- Sanded texture

use

Realization of wide joints 5-30 mm in floors and walls.
Allows for wide joints without cracks.
Together ensures stable and uniform color.
Save time and product.
Easy application and cleanup.
Improves Aesthetics.

surface

- Ceramic pieces;
- Natural stone.



CE marking

CG2W
European standards
EN 13888



Juntaemcor plus+

mortar for joints of 5 to 30mm

bonding and grouting

recommendations

Not applied in wet weather, rainy or risk of ice.

For cleaning of accumulated dirt during construction using Toplimpa.

Do not use strong acids to clean the joints.

Protect the porous tiles before grouting with Itop. The Itop will create a surface film that prevents: the penetration of the color pigments Juntaemcor Plus +, the stains and make cleaning easier. After the grouting and the joint is dry, you can protect this with a product range Silitop, avoiding the appearance of stains, encrustations of dirt, etc.. (see the datasheets of the range Silitop choosing the most appropriate to your situation).

Should apply the Juntaemcor Plus + and clean progressively.

Factors such as: the application conditions, humidity support, absorption and the tile drying time may cause differences in shades of the product.

In large areas (areas) must comply with the structural joints / expansion.

Do not apply Juntaemcor Plus+ on: hot tiles, finished necklace or wet screed.

In the preparation of Juntaemcor Plus+ to use a container and clean water, to avoid contamination in products which cause color changes.

Should take into account the amount of water to be added to the product, since the consistency of the pulp varies the width of the joint. For wider joints the mortar must be presented with greater consistency, therefore less water.

The dosage of water and mixing time should be constant. Excess water may favor the appearance of stains (efflorescence).

composition and characteristics

Composition:

Cement, silica sand, coarse selected, specific additives, synthetic resins and pigments.

Characteristics:

Working time: 3hours.

Waiting time necessary to use: 3 days.

Waiting time for general cleaning: 24 hours.

Temperature of application: +5°C to +30°C.

Bulk density: 1850 kg/m³

Compressive strength: > 15.0 N/mm².

Flexural strength: > 3.0N/mm².

Water absorption after 30 minutes: <2 g

Water absorption after 240 minutes: <5 g

Nota: Resultados correspondentes a valores médios obtidos em condições de laboratório, de acordo com a norma EN 13888, estes poderão variar com as condições de aplicação.

colour

See table color grading

consumption

See Table of consumption in this chapter.

available in

Sacks of 25 Kg

Pallets with 60 sacks.

storage

1 year from date of manufacture in unopened container and protected from moisture.



juntaemcor plus+
mortar for joints of 5 to 30mm

bonding and grouting

preparation of surface

The joints must be dry and free of glue and cement powder. Clear if necessary. This condition ensures a good grip, good drying and uniformity of color.




application

Mix Juntaemcor Plus +, with about 6 liters (as given for guidance together 5mm) of clean water per bag of 25 kg, manually or with a slow speed mixer until a homogeneous paste with no lumps.



Apply Juntaemcor Plus + diagonally with the help of a spatula or squeegee. Insist to fill the joint as well.



Expect Juntaemcor Plus+ start hardening, ie when the surface gloss to carry away the respective finishing.

Esponjado Finish: Clean the joints with a sponge without deslavar when the board started its hardening.

Brushed Finish: Brush the joints with a brush when you start hardening.


Smooth Finish: Smooth the joints together with a spoon or a spoon "cat tongue" just after the completion of these.



Remove the excess with the aid of a spatula for cleaning.


Clean the surface with a damp sponge trowel. The next day may proceed with the general cleaning of the surface.

Do not use too much water during the cleaning avoiding the dispersion of pigments and carbonation.



colours

brick




101999

coal




100299

white



102099

chocolate




100704

grey




101204

gravel



101004

earth




102051

sandstone red




102052

salmon




100504

tobacco



100604

graphite




100899

juntaemcor plus+
mortar for joints of 5 to 30mm

bonding and grouting

finishing

smooth



esponjado



brushed



The colors displayed are printing colors may be slightly different colors marketed. Special colors are dependent on quantity. The gradation may be found on shelves available from your dealer